

experiments in ink!

This workshop provides pupils with an opportunity to experiment with inks and mark making using a range of different techniques and tools, including unusual brushes, ink pens and feathers.



The session involves using black ink and starts by focusing on tonal shades working from light to dark diluting the ink with water. Pupils then experiment with different brush effects using ink and wet and dry brushes, creating different brush stroke marks and introducing them to a whole range of different art skills.

Pupils can then have a go at creating their own artwork using the skills they've learnt. (2 hour version only)

This workshop must take place in a room with access to a sink.

materials used:

- collection of tools and brushes, both regular brushes and household brushes
- found items
- watercolour paper
- water pots
- paint trays
- bird specimens if school would like a focus on them

techniques:




Mark making, drawing, light, shade, tone, symmetry, proportion

suggested topic links:

Art, Graffiti

suitable for:

All KS



For more information contact Creative Learning Services:

Tel: 0116 305 3800 • email: cls@leics.gov.uk