


here's looking at you...

Portraiture and observation drawing


This workshop looks at the basic proportions of the face and demonstrates a method that can make portrait drawing easier and more fun.

This session can be one of the following:

- drawing self-portraits
- drawing another person
- a session where pupils work in pairs to create a "split" artwork



Pupils should print a black and white digital image of themselves or whoever they want to draw onto A4 paper beforehand. The workshop can include incorporating written text, graphics and collage around the completed portraits to add another dimension.





materials used:

Pencil, crayon, pastel, conté


techniques:

Light, shade, tone,
composition, colour, pattern

suitable for:

KS3 / KS4

Appropriate parking needs to
be made available to allow
materials and sometimes
Artworks to be carried into
school.



For more information contact Creative Learning Services:

Tel: 0116 305 3800 • email: cls@leics.gov.uk